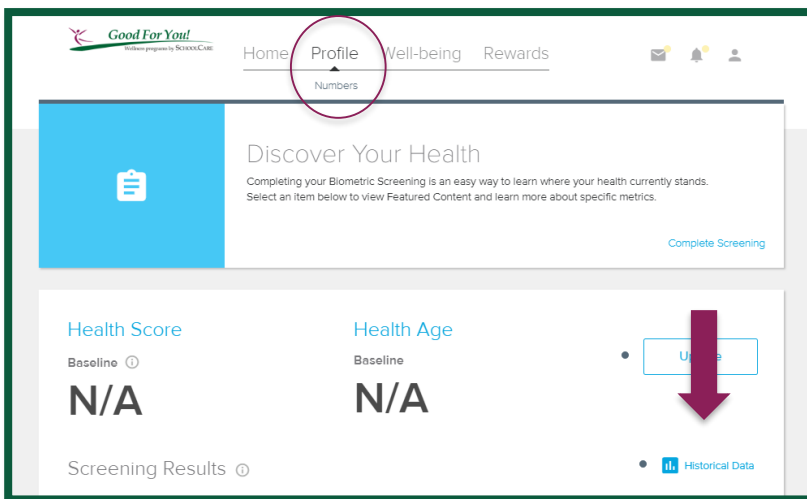


## On-Site Biometric Screening History

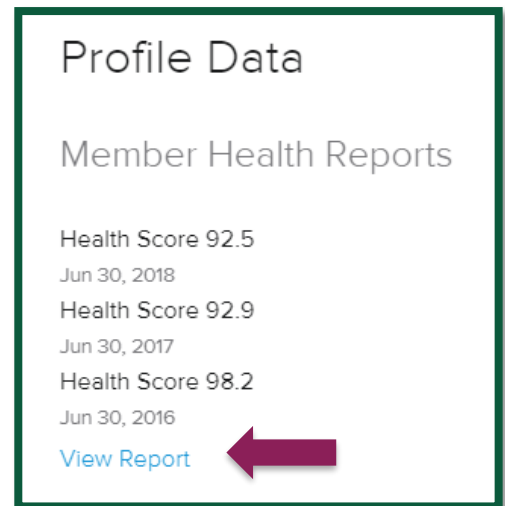
As of July 1, 2019 SCHOOLCARE's **Good For You!** wellness partner will be Cigna. In anticipation of the change, SCHOOLCARE encourages you to keep a history of previous year's biometric results with Viverae. Please find 3 easy to follow steps below on connect.viverae.com or your mobile app.

1. Click **Profile** then select **Numbers**, click the **Historical Data Link**



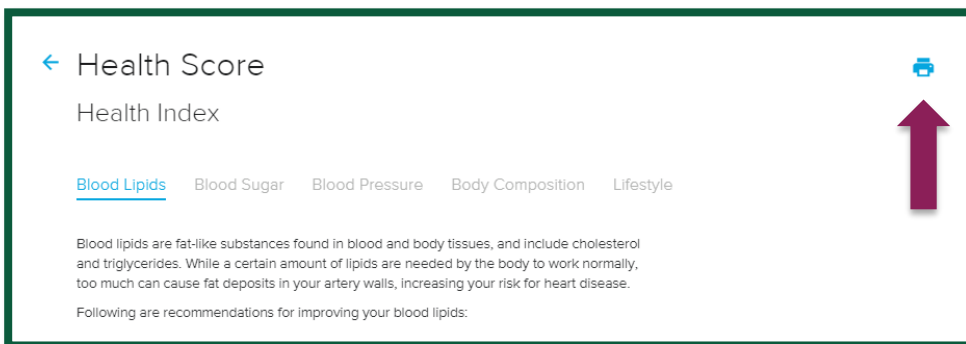
The screenshot shows the Good For You! website interface. The 'Profile' menu item is circled in red. Below it, the 'Numbers' sub-menu is visible. A red arrow points to the 'Historical Data' link at the bottom right of the main content area.

2. Click **View Report**



The screenshot shows the 'Profile Data' page with 'Member Health Reports'. The reports list Health Scores for Jun 30, 2018 (92.5), Jun 30, 2017 (92.9), and Jun 30, 2016 (98.2). A red arrow points to the 'View Report' link for the 2016 report.

3. Click the **Printer** Icon to print past history or save to a PDF for future reference.



The screenshot shows the 'Health Score' page with a 'Health Index' section. A red arrow points to the printer icon in the top right corner of the page.

Do you have a myCigna account? If not, you can create a myCigna account today by using the myCigna app or website, myCigna.com! It's a great resource to access your health insurance information, such as Explanation of Benefits (EOB's), search for a provider, or print an ID card. This will also get you ready for SCHOOLCARE's **Good For You!** wellness programs that become available on Cigna's site as of July 1, 2019.

Should you need any technical assistance with myCigna support is available 24/7, please call 1-800-284-8346.